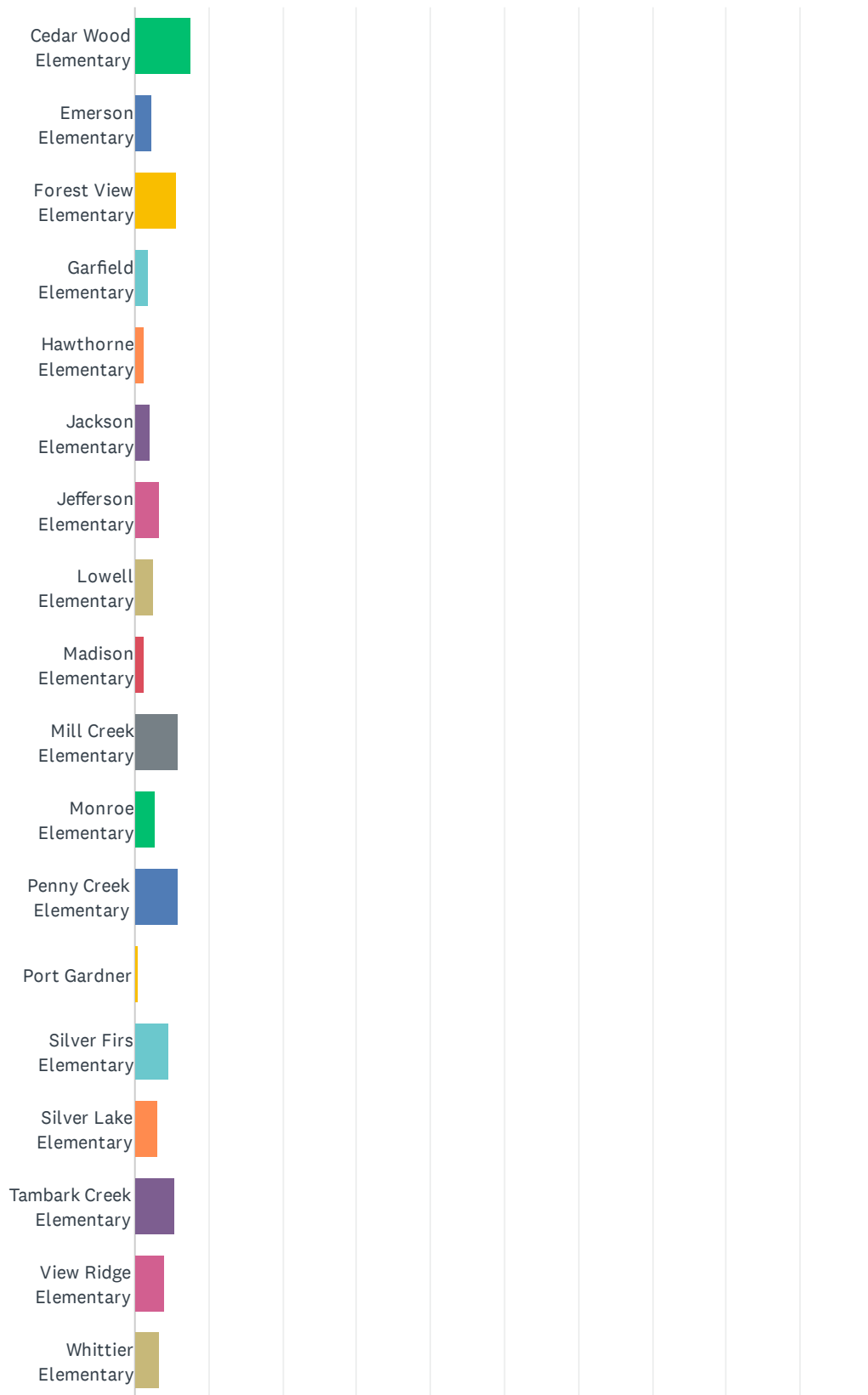
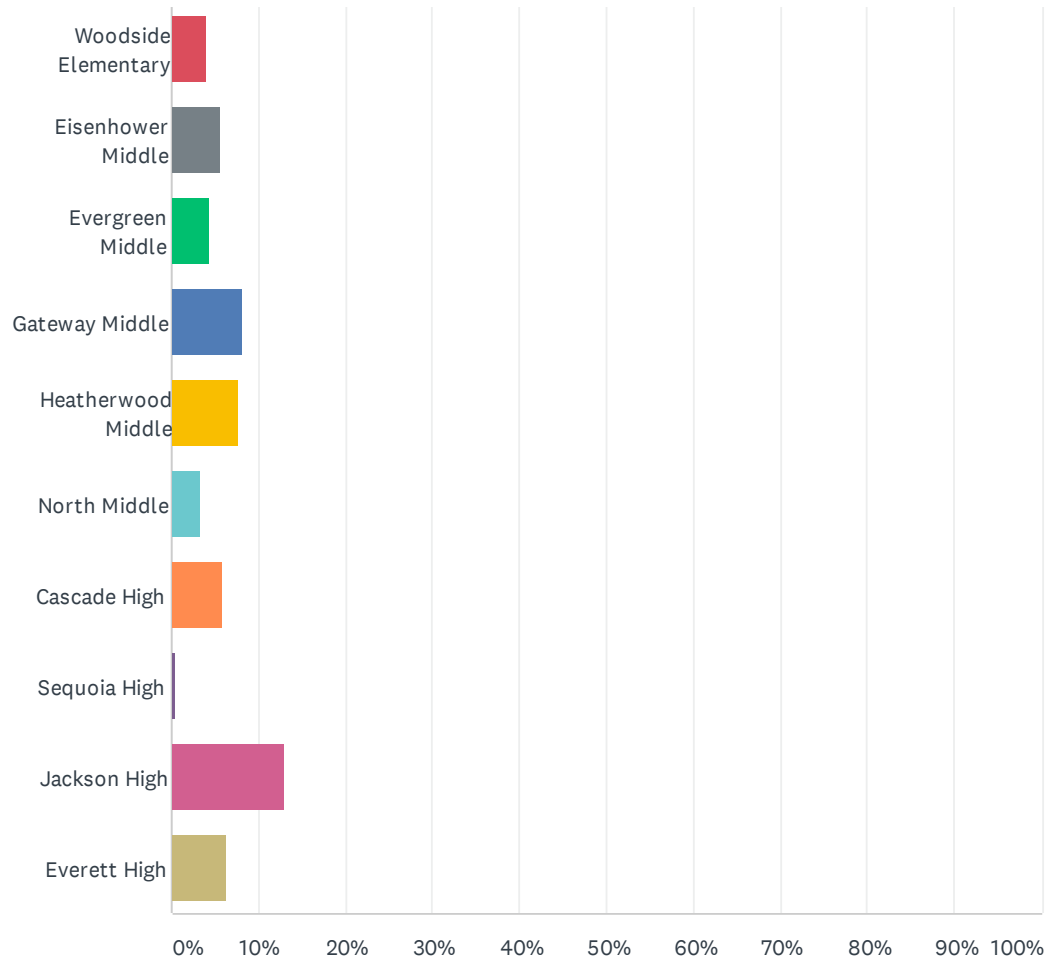


## Q1 Which school does your child currently attend? If you have children at different EPS schools, please take the survey for each child.

Answered: 2,233 Skipped: 3



## How did we do and what can we do better?



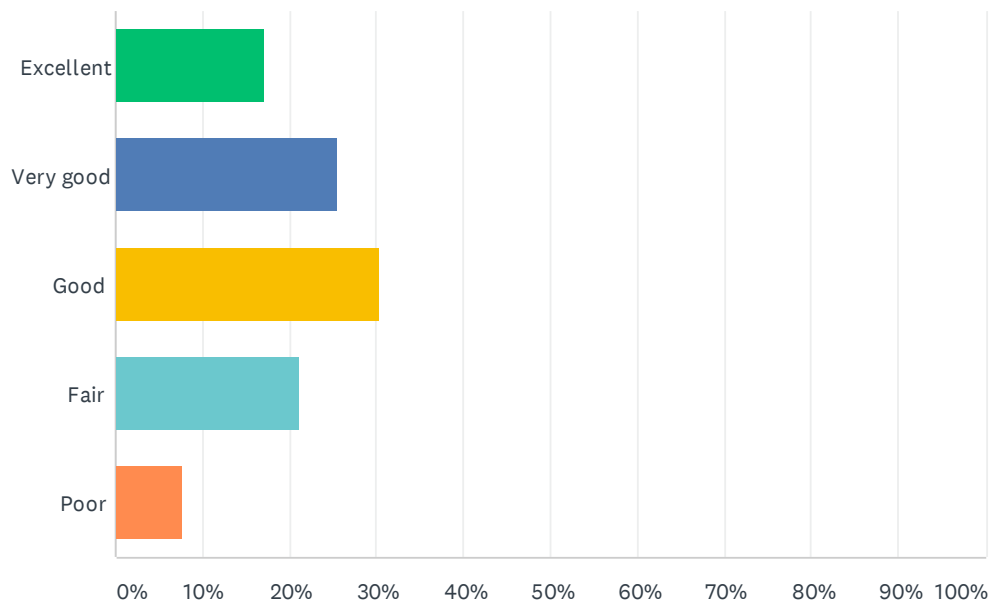
## How did we do and what can we do better?

ANSWER CHOICES	RESPONSES	
Cedar Wood Elementary	7.57%	169
Emerson Elementary	2.24%	50
Forest View Elementary	5.64%	126
Garfield Elementary	1.97%	44
Hawthorne Elementary	1.21%	27
Jackson Elementary	2.15%	48
Jefferson Elementary	3.27%	73
Lowell Elementary	2.42%	54
Madison Elementary	1.21%	27
Mill Creek Elementary	5.82%	130
Monroe Elementary	2.64%	59
Penny Creek Elementary	5.78%	129
Port Gardner	0.49%	11
Silver Firs Elementary	4.66%	104
Silver Lake Elementary	3.09%	69
Tambark Creek Elementary	5.46%	122
View Ridge Elementary	3.94%	88
Whittier Elementary	3.40%	76
Woodside Elementary	4.08%	91
Eisenhower Middle	5.60%	125
Evergreen Middle	4.30%	96
Gateway Middle	8.15%	182
Heatherwood Middle	7.66%	171
North Middle	3.36%	75
Cascade High	5.78%	129
Sequoia High	0.45%	10
Jackson High	12.90%	288
Everett High	6.31%	141
Total Respondents: 2,233		

**Q2 This spring, how did we do with providing learning opportunities for your child?**

Answered: 2,236 Skipped: 0

## How did we do and what can we do better?

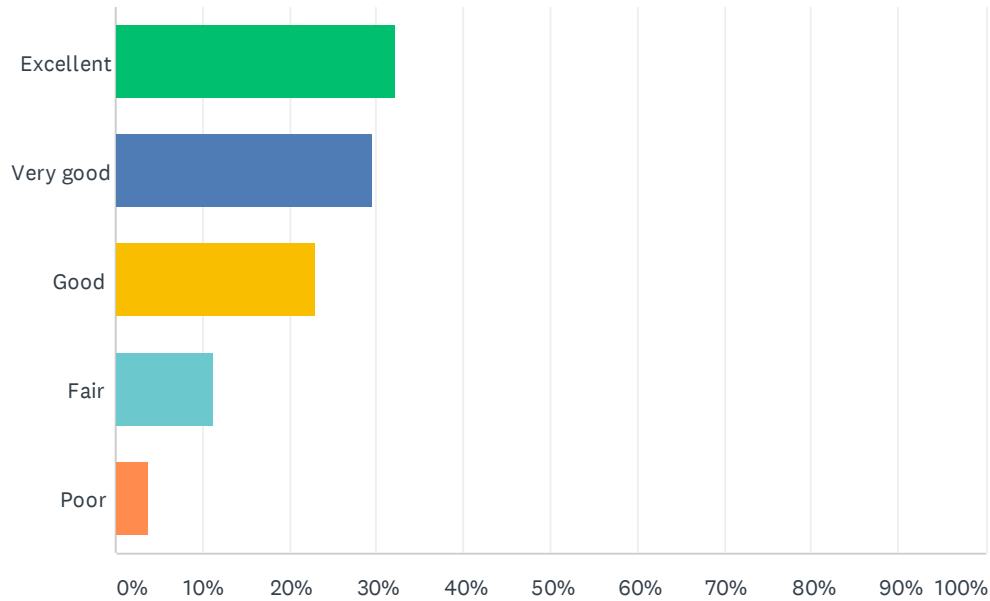


ANSWER CHOICES	RESPONSES	
Excellent	17.13%	383
Very good	25.63%	573
Good	30.32%	678
Fair	21.11%	472
Poor	7.69%	172
Total Respondents: 2,236		

## Q3 How did we do at providing technology and support for learning at home?

Answered: 2,232 Skipped: 4

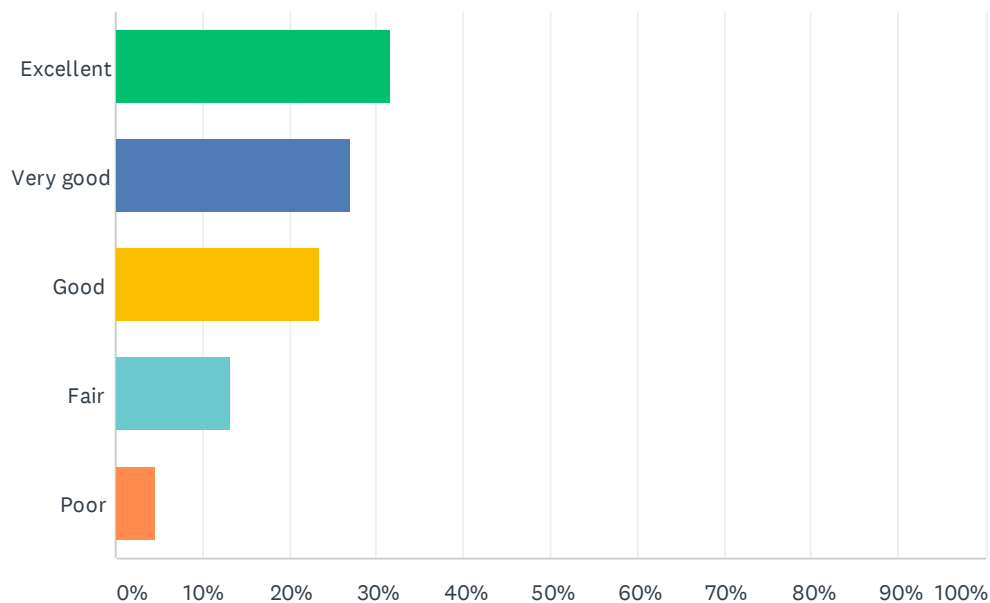
### How did we do and what can we do better?



ANSWER CHOICES	RESPONSES	
Excellent	32.21%	719
Very good	29.57%	660
Good	22.94%	512
Fair	11.34%	253
Poor	3.67%	82
TOTAL		2,232

### Q4 How well did your school and teachers communicate with you?

Answered: 2,235 Skipped: 1

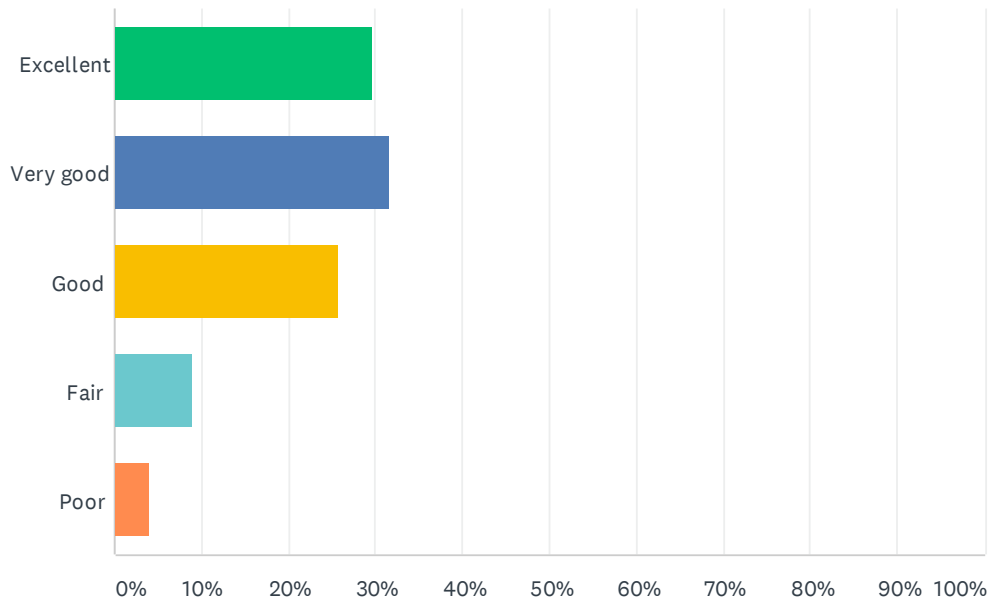


## How did we do and what can we do better?

ANSWER CHOICES	RESPONSES	
Excellent	31.54%	705
Very good	26.89%	601
Good	23.45%	524
Fair	13.11%	293
Poor	4.65%	104
TOTAL		2,235

### Q5 How did we do at providing clear, consistent communication from the district?

Answered: 2,235 Skipped: 1



ANSWER CHOICES	RESPONSES	
Excellent	29.75%	665
Very good	31.50%	704
Good	25.68%	574
Fair	8.95%	200
Poor	3.94%	88
TOTAL		2,235

### Q6 If we offer remote learning in the fall, how can we do better in teaching, learning and assessments?

Answered: 2,075 Skipped: 161

Q7 If we offer remote learning in the fall, how can we do better at providing technology and supports?

Answered: 1,830 Skipped: 406

Q8 If we offer remote learning in the fall, how can we better communicate with you?

Answered: 1,860 Skipped: 376

Q9 If we offer remote learning in the fall, how can we better support you and your student?

Answered: 1,827 Skipped: 409